

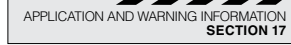
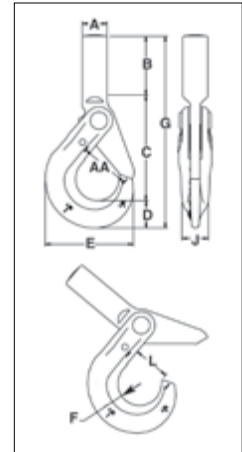
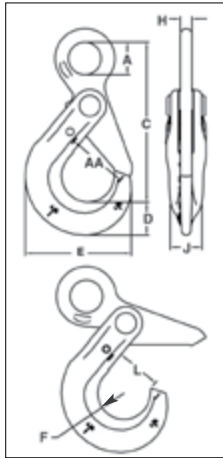
S-1316



S-1318A



- All SHUR-LOC® hooks have the following features:
 - Forged alloy steel, Quenched & Tempered.
 - Recessed trigger design is flush with the hook body, protecting the trigger from potential damage.
 - Easy to operate with enlarged thumb access.
 - Positive lock latch is self-locking when the hook is loaded.
 - The SHUR-LOC® hook, if properly installed and locked, can be used for personnel lifting applications and meets the intent of OSHA Rule 1926.1431(g)(1)(i)(A) and 1926.1501(g)(4)(iv)(B).
 - Fatigue rated to 20,000 cycles at 1-1/2 times the Working Load Limit.
 - Contact Engineered Solutions for additional threading or Split-Nut options at thecrosbygroup.com/engineeredolutions.
- Eye Style incorporates these added features:
 - Individually Proof Tested to 2-1/2 times the chain Working Load Limit with certification.
 - S-1316 meets the performance requirements of EN1677-3.
 - Suitable for use with Grade 100 and Grade 80 chain.
 - Designed with 'engineered flat' to connect to S-1325 chain coupler.



S-1316 SHUR-LOC® Eye Hook with Positive Locking Latch

| Chain Size | | Stock No. | Frame code | Grade 100 Alloy Chain Working Load Limit (lb) 4:1 | Working Load Limit (lb) 5:1 | Weight Each (lb) | Dimensions (in) | | | | | | | | |
|------------|-------|-----------|------------|---|-----------------------------|------------------|-----------------|-------|------|------|------|------|------|------|------|
| (in) | (mm) | | | | | | A | C | D | E | F | H | J | L | AA* |
| - | 6 | 1022896 | D | 3200 | 2560 | .85 | .78 | 3.95 | .79 | 2.60 | .67 | .31 | .63 | 1.14 | 1.50 |
| 1/4-5/16 | 7-8 | 1022914 | G | 5700 | 4560 | 1.80 | 1.08 | 5.31 | 1.10 | 3.50 | .87 | .39 | .81 | 1.48 | 2.00 |
| 3/8 | 10 | 1022923 | H | 8800 | 7040 | 3.40 | 1.30 | 6.57 | 1.17 | 4.39 | 1.10 | .51 | .94 | 1.83 | 2.50 |
| 1/2 | 13 | 1022932 | I | 15000 | 12000 | 6.00 | 1.65 | 8.23 | 1.67 | 5.45 | 1.26 | .67 | 1.16 | 2.22 | 3.00 |
| 5/8 | 16 | 1022941 | J | 22600 | 18000 | 15.1 | 2.20 | 10.06 | 2.04 | 6.56 | 1.50 | .87 | 1.50 | 2.65 | 3.50 |
| 3/4 | 18-20 | 1022952 | - | 35300 | 28240 | 19.0 | 2.60 | 10.77 | 2.22 | 7.76 | 2.01 | .87 | 2.03 | 3.52 | 5.00 |
| 7/8 | 22 | 1022943 | - | 42700 | 34160 | 28.0 | 2.87 | 12.49 | 2.45 | 8.75 | 2.27 | .98 | 2.20 | 3.83 | 6.00 |
| 1 | 26 | 1022944 | - | 59700 | 47760 | 49.5 | 3.15 | 14.60 | 3.21 | 9.87 | 2.46 | 1.26 | 2.68 | 4.09 | 6.50 |

*Deformation indicators.

S-1318A SHUR-LOC® Shank Hook

| Chain Size | | Stock No. | Frame code | Grade 100 Alloy Chain Working Load Limit (lb) | Dimensions (in) | | | | | | | | | | Weight Each (lb) |
|------------|------|-----------|------------|---|-----------------|------|------|------|------|------|-------|------|------|------|------------------|
| (in) | (mm) | | | | A† | B | C | D | E | F | G | J | L | AA* | |
| - | 6 | 1098200 | D | 3200 | .79 | 2.16 | 3.31 | .79 | 2.60 | .67 | 6.26 | .63 | 1.16 | 1.50 | 1.00 |
| 1/4-5/16 | 7-8 | 1098209 | G | 5700 | 1.00 | 2.40 | 4.16 | 1.10 | 3.51 | .87 | 7.66 | .81 | 1.48 | 2.00 | 1.99 |
| 3/8 | 10 | 1098218 | H | 8800 | 1.14 | 2.95 | 5.14 | 1.17 | 4.39 | 1.10 | 9.26 | .94 | 1.83 | 2.50 | 3.56 |
| 1/2 | 13 | 1098227 | I | 15000 | 1.34 | 3.35 | 6.31 | 1.67 | 5.49 | 1.26 | 11.33 | 1.16 | 2.22 | 3.00 | 7.00 |

4:1 Design Factor based on Grade 100 chain. *Deformation indicators. †Dimension before machining (as forged).

