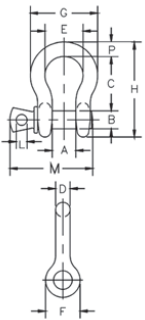


- Capacities 1/3 thru 55 metric tons, grade 6.
- Forged - Quenched and Tempered, with alloy pins.
- Working Load Limit and grade “6” permanently shown on every shackle.
- Hot Dip galvanized or self colored.
- Sizes 3/8 inch and below are mechanically galvanized.
- Fatigue rated.
- Shackles 25t and larger are RFID EQUIPPED.
- Shackles can be furnished proof tested with certificates to designated standards, such as ABS, DNV, Lloyds, or other certification. Proof testing and certification available when requested at the time of order, charges will apply.
- Approved for use at -40° C (-40° F) to 204° C (400° F).
- All 209 and 210 shackles can meet charpy requirements of 42 Joules(31 ft•lbf) avg. at -20° C (-4° F) upon special request.
- Meets or exceeds all requirements of ASME B30.26.
- Type Approval certification in accordance with ABS 2016 Steel Vessel Rules and ABS Guide for Certification of Lifting Appliances available. Certificates available when requested at time of order and may include additional charges.
- Look for the Red Pin®. . . the mark of genuine Crosby quality.

Nominal Size (in)	Working Load Limit (t)*	Stock No.		Weight Each (lb)	Dimensions (in)													Tolerance +/-	
		G-209	S-209		A	B	C	D	E	F	G	H	L	M	P	C	A		
3/16	1/3	1018357	-	0.06	0.38	0.25	0.88	0.19	0.60	0.56	0.98	1.47	0.16	1.14	0.19	0.06	0.06		
1/4	1/2	1018375	1018384	0.10	0.47	0.31	1.13	0.25	0.78	0.61	1.28	1.84	0.19	1.43	0.25	0.06	0.06		
5/16	3/4	1018393	1018400	0.18	0.53	0.38	1.22	0.31	0.84	0.75	1.47	2.09	0.22	1.71	0.31	0.06	0.06		
3/8	1	1018419	1018428	0.31	0.66	0.44	1.44	0.38	1.03	0.91	1.78	2.49	0.25	2.02	0.38	0.13	0.06		
7/16	1-1/2	1018437	1018446	0.38	0.75	0.50	1.69	0.44	1.16	1.06	2.03	2.91	0.31	2.37	0.44	0.13	0.06		
1/2	2	1018455	1018464	0.72	0.81	0.63	1.88	0.50	1.31	1.19	2.31	3.28	0.38	2.69	0.50	0.13	0.06		
5/8	3-1/4	1018473	1018482	1.37	1.06	0.75	2.38	0.63	1.69	1.50	2.94	4.19	0.44	3.34	0.69	0.13	0.06		
3/4	4-3/4	1018491	1018507	2.35	1.25	0.88	2.81	0.75	2.00	1.81	3.50	4.97	0.50	3.97	0.81	0.25	0.06		
7/8	6-1/2	1018516	1018525	3.62	1.44	1.00	3.31	0.88	2.28	2.09	4.03	5.83	0.50	4.50	0.97	0.25	0.06		
1	8-1/2	1018534	1018543	5.03	1.69	1.13	3.75	1.00	2.69	2.38	4.69	6.56	0.56	5.13	1.06	0.25	0.06		
1-1/8	9-1/2	1018552	1018561	7.41	1.81	1.25	4.25	1.16	2.91	2.69	5.16	7.47	0.63	5.71	1.25	0.25	0.06		
1-1/4	12	1018570	1018589	9.50	2.03	1.38	4.69	1.29	3.25	3.00	5.75	8.25	0.69	6.25	1.38	0.25	0.06		
1-3/8	13-1/2	1018598	1018605	13.53	2.25	1.50	5.25	1.42	3.63	3.31	6.38	9.16	0.75	6.83	1.50	0.25	0.13		
1-1/2	17	1018614	1018623	17.20	2.38	1.63	5.75	1.54	3.88	3.63	6.88	10.00	0.81	7.33	1.62	0.25	0.13		
1-3/4	25	1018632	1018641	27.78	2.88	2.00	7.00	1.84	5.00	4.19	8.86	12.34	1.00	9.06	2.25	0.25	0.13		
2	35	1018650	1018669	45.00	3.25	2.25	7.75	2.08	5.75	4.81	9.97	13.68	1.22	10.35	2.40	0.25	0.13		
2-1/2	55	1018678	1018687	85.75	4.13	2.75	10.50	2.71	7.25	5.69	12.87	17.84	1.38	13.00	3.13	0.25	0.25		



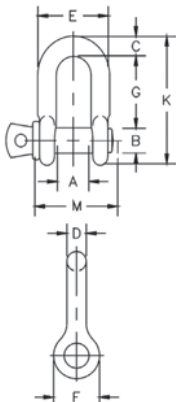
G-209 / S-209
G-209 Screw pin anchor shackles meet the performance requirements of Federal Specification RR-C-271G Type IVA, Grade A, Class 2, except for those provisions required of the contractor.



Nominal Size (in)	Working Load Limit (t)*	Stock No.		Weight Each (lb)	Dimensions (in)													Tolerance +/-	
		G-210	S-210		A	B	C	D	E	F	G	K	L	M	G	A			
1/4	1/2	1019150	1019169	0.11	0.47	0.31	0.25	0.25	0.97	0.62	0.97	1.59	0.19	1.43	0.06	0.06			
5/16	3/4	1019178	1019187	0.17	0.53	0.38	0.31	0.31	1.15	0.75	1.07	1.91	0.22	1.71	0.06	0.06			
3/8	1	1019196	1019203	0.28	0.66	0.44	0.38	0.38	1.42	0.92	1.28	2.31	0.25	2.02	0.13	0.06			
7/16	1-1/2	1019212	1019221	0.43	0.75	0.50	0.44	0.44	1.63	1.06	1.48	2.67	0.31	2.37	0.13	0.06			
1/2	2	1019230	1019249	0.59	0.81	0.63	0.50	0.50	1.81	1.18	1.66	3.03	0.38	2.69	0.13	0.06			
5/8	3-1/4	1019258	1019267	1.25	1.06	0.75	0.63	0.63	2.32	1.50	2.04	3.76	0.44	3.34	0.13	0.06			
3/4	4-3/4	1019276	1019285	2.63	1.25	0.88	0.81	0.75	2.75	1.81	2.40	4.53	0.50	3.97	0.25	0.06			
7/8	6-1/2	1019294	1019301	3.16	1.44	1.00	0.97	0.88	3.20	2.10	2.86	5.33	0.50	4.50	0.25	0.06			
1	8-1/2	1019310	1019329	4.75	1.69	1.13	1.00	1.00	3.69	2.38	3.24	5.94	0.56	5.13	0.25	0.06			
1-1/8	9-1/2	1019338	1019347	6.75	1.81	1.25	1.25	1.13	4.07	2.69	3.61	6.78	0.63	5.71	0.25	0.06			
1-1/4	12	1019356	1019365	9.06	2.03	1.38	1.38	1.25	4.53	3.00	3.97	7.50	0.69	6.25	0.25	0.06			
1-3/8	13-1/2	1019374	1019383	11.63	2.25	1.50	1.50	1.38	5.01	3.31	4.43	8.28	0.75	6.53	0.25	0.13			
1-1/2	17	1019392	1019409	15.95	2.38	1.63	1.62	1.50	5.38	3.62	4.87	9.05	0.81	7.33	0.25	0.13			
1-3/4	25	1019418	1019427	26.75	2.88	2.00	2.12	1.75	6.38	4.19	5.78	10.97	1.00	9.06	0.25	0.13			
2	35	1019436	1019445	42.31	3.25	2.25	2.36	2.10	7.25	5.00	6.77	12.74	1.13	10.35	0.25	0.13			
2-1/2	55	1019454	1019463	71.75	4.12	2.75	2.63	2.63	9.38	5.68	8.07	14.85	1.38	13.00	0.25	0.25			



G-210 / S-210
G-210 Screw pin anchor shackles meet the performance requirements of Federal Specification RR-C-271G Type IVB, Grade A, Class 2, except for those provisions required of the contractor.

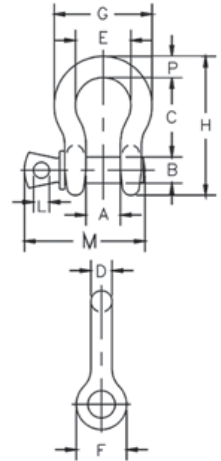


* NOTE: Maximum Proof Load is 2 times the Working Load Limit. Minimum Ultimate Strength is 6 times the Working Load Limit.

CROSBY® ALLOY SCREW PIN SHACKLES

Shackles

- Capacities 2 thru 21 metric tons. Meets performance requirements of Grade 8 shackles.
- Forged Alloy Steel – Quenched and Tempered, with alloy pins.
- Working Load Limit permanently shown on every shackle.
- Hot Dip Galvanized.
- Sizes 3/8 inch and below are mechanically galvanized.
- Shackles can be furnished proof tested with certificates to designated standards, such as ABS, DNV, Lloyds, or other certification. Charges for proof testing and certification available when requested at the time of order.
- Approved for use at -40° C (-40° F) to 204° C (400° F).
- Meets or exceeds all requirements of ASME B30.26 including identification, ductility, design factor, proof load and temperature requirements. Importantly, these shackles meet other critical performance requirements including impact properties and material traceability, not addressed by ASME B30.26.



G-209A
Screw pin anchor shackles meet the performance requirements of Federal Specification RR-C271G, Type IVA, Grade B, Class 2, except for those provisions required of the contractor.

G-209A Alloy Screw Pin Anchor Shackles

Nominal Size (in)	Working Load Limit (t)*	G-209A Stock No.	Weight Each (lb)	Dimensions (in)													Tolerance +/-	
				A	B	C	D	E	F	G	H	L	M	P	C	A		
3/8	2	1017450	0.31	0.66	0.44	1.44	0.38	1.03	0.91	1.78	2.49	0.25	2.03	0.38	0.13	0.06		
7/16	2-2/3	1017472	0.38	0.75	0.50	1.69	0.44	1.16	1.06	2.03	2.91	0.31	2.38	0.44	0.13	0.06		
1/2	3-1/3	1017494	0.63	0.81	0.63	1.88	0.50	1.31	1.19	2.31	3.28	0.38	2.69	0.50	0.13	0.06		
5/8	5	1017516	1.38	1.06	0.75	2.38	0.63	1.69	1.50	2.94	4.19	0.44	3.34	0.69	0.13	0.06		
3/4	7	1017538	2.35	1.25	0.88	2.81	0.75	2.00	1.81	3.50	4.97	0.50	3.97	0.81	0.25	0.06		
7/8	9-1/2	1017560	3.61	1.44	1.00	3.31	0.88	2.28	2.09	4.03	5.83	0.50	4.50	0.97	0.25	0.06		
1	12-1/2	1017582	5.32	1.69	1.13	3.75	1.00	2.69	2.38	4.69	6.56	0.56	5.07	1.06	0.25	0.06		
1-1/8	15	1017604	7.25	1.81	1.25	4.25	1.16	2.91	2.69	5.16	7.47	0.63	5.59	1.25	0.25	0.06		
1-1/4	18	1017626	9.88	2.03	1.38	4.69	1.29	3.25	3.00	5.75	8.25	0.69	6.16	1.38	0.25	0.06		
1-3/8	21	1017648	13.25	2.25	1.50	5.25	1.42	3.63	3.31	6.38	9.16	0.75	6.84	1.50	0.25	0.13		

* Maximum Proof Load is 2 times the Working Load Limit (metric tons) and 2.2 times the Working Load Limit (short tons). Minimum Ultimate Strength is 4.5 times the Working Load Limit for metric tonnes, and 5 times the Working Load Limit for short tons.

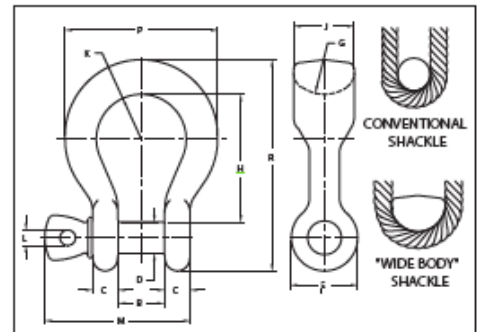
- Capacities of 7, 12.5 and 18 metric tons.
- Quenched and Tempered for maximum strength.
- Forged Alloy Steel.
- Available in galvanized and self colored finish
- Individually proof tested and magnetic particle inspected. Crosby certification available at time of order.
- Meets or exceeds all requirements of ASME B30.26 including identification, ductility, design factor, proof load and temperature requirements. Importantly, these shackles meet other critical performance requirements including fatigue life, impact properties and material traceability, not addressed by ASME B30.26.
- Look for the Red Pin® . . . the mark of genuine Crosby quality.



G-2169



S-2169



G-2169 / S-2169 Alloy Screw Pin "Wide Body" Shackles

Working Load Limit (t)*	G-2169 Stock No.	S-2169 Stock No.	Weight Each (lb)	Dimensions (in)												
				B +/- .25	C	D +/- .02	E	G	H	J	K	L	M	P	R	
7	1021655	1021664	3.5	1.25	0.69	0.88	1.82	1.25	3.56	1.60	1.25	0.50	3.97	4.10	5.87	
12.5	1021673	1021682	8.8	1.69	0.92	1.13	2.38	1.37	4.63	2.13	1.63	0.56	5.13	5.51	7.63	
18	1021691	1021699	13	2.03	1.16	1.38	2.69	1.50	5.81	2.50	2.00	0.69	6.25	6.76	9.38	

* Ultimate Load is 5 times the Working Load Limit. Proof Load is 2 times the Working Load Limit.